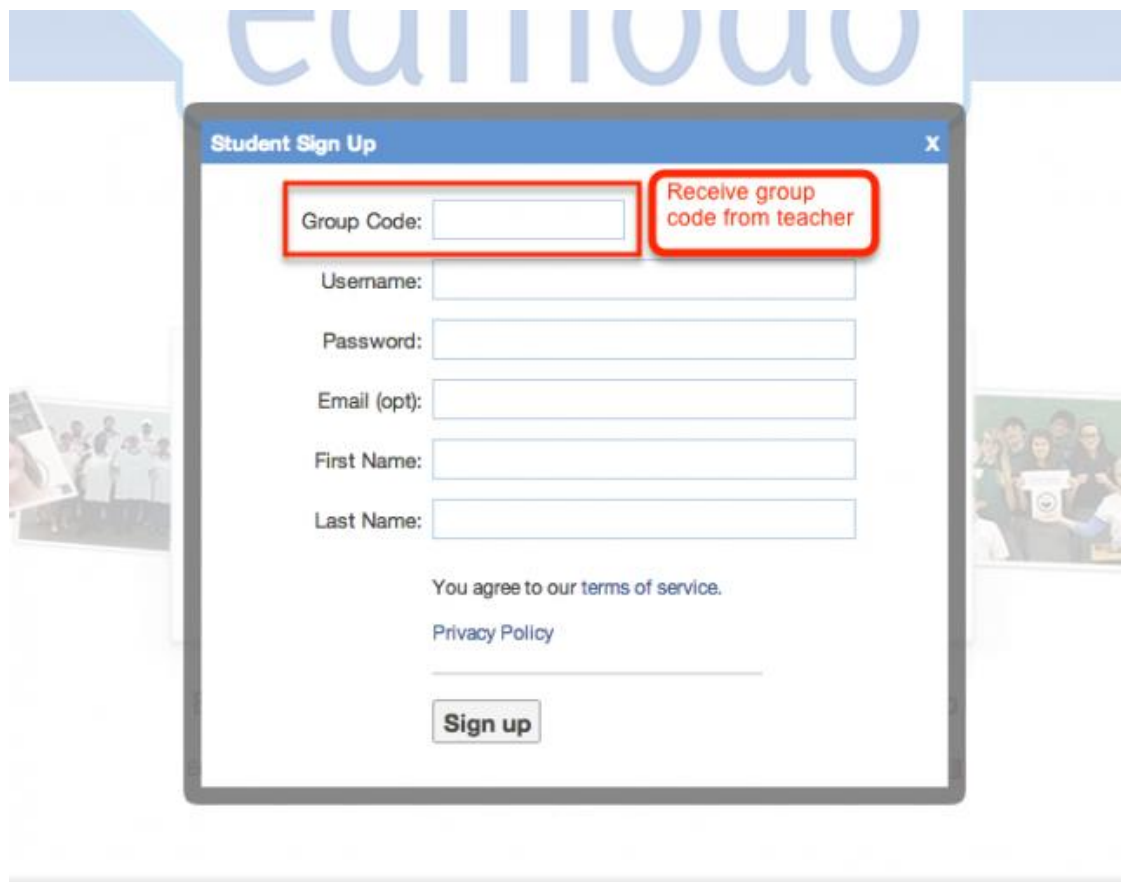


Edmodo Signup

1. Visit **www.edmodo.com** and select the “**I’m a Student**” button.
2. Fill out the registration form with the **group code (secure code given to you by teacher)**, a unique **username** and **password**. **Do not enter any email** it is not required for student signup.
3. Select the “**Sign up**” button to complete the signup process. You will see the **group** teacher created on the left sidebar.



Student Sign Up

Group Code: Receive group code from teacher

Username:

Password:

Email (opt):

First Name:

Last Name:

You agree to our terms of service.

[Privacy Policy](#)

Setup Student Profile

*** Click on the “**Profile**” button on his/her Edmodo toolbar. The **profile portfolio** will then be displayed.

- **Account Settings:**

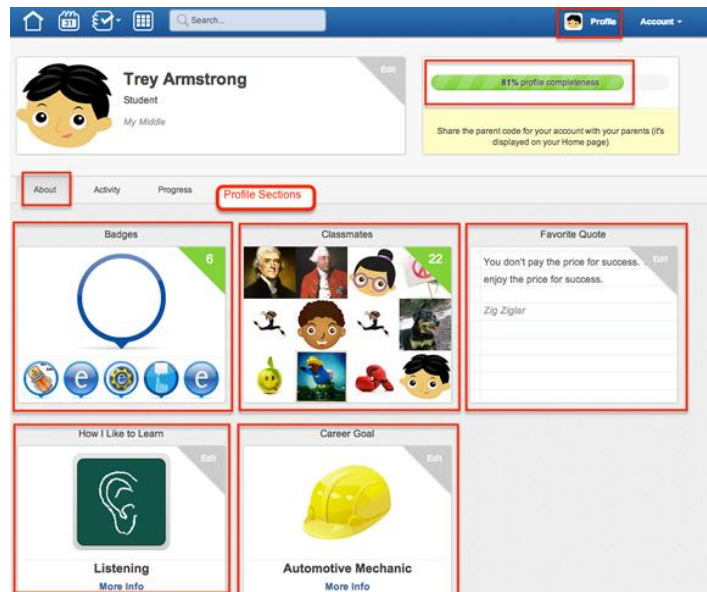
1. Click on the “Edit” corner to the right of your profile picture and name.



ACCOUNT TAB:

- **Profile Photo** – Choose to upload a photo from your computer, or select from one of our stylized icons
- **Personal Information** – Edit your first/last name (this is your display name)
- **Email Updates Tab:**
 - **Notification Type**- Choose e-mail from the dropdown to edit
 - **Email:** Select the type of notifications you’d like to receive by checking the box next to one or more of these choices: Alerts, Notes, Assignments, Quizzes, Direct Messages or Replies.

ABOUT TAB:



- **Badges:**

1. Click on the **“Badges”** section.
2. View the **badges** you have **earned** (click **“All Badges”** to view).
3. Select each **badge** to learn more about it. Click **“Badge Details”** to see other **classmates** that have been awarded this badge.

Note: Badges will automatically be added to this section as you receive them.

- **Classmates:**

1. Click on the **“Classmates”** section.
2. View your classmates’ profiles by clicking on the names.

- **Favorite Quote:**

1. Click on the **“Favorite Quote”** section.
2. Choose a favorite quote from the **provided selection**.
3. Search for a **keyword** in a quote or a **name** to find a specific quote.

- **How I Like to Learn:**

1. Click on the **“How I Like to Learn”** section.

2. Click **Hands-on, Listening** or **Visually** to learn more about each learning style then click **“Select”**.

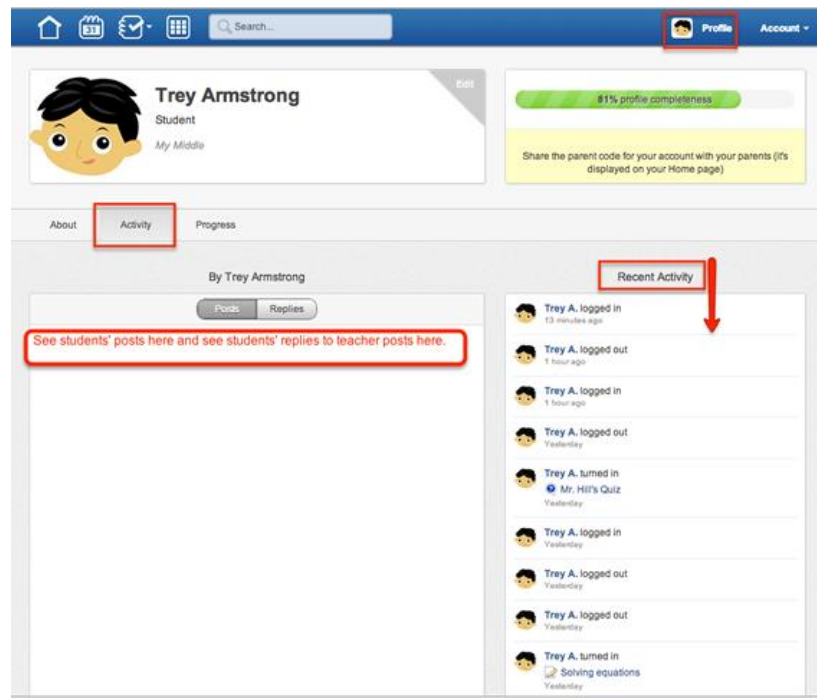
- **Career Goal:**

1. Click on the **“Career Goal”** section.
2. Click on the **career field** on the left and view descriptions of each **specific career** on the right. Select the career goal by clicking on the **specific career name**.

- **Profile Completion Section:**

- **Profile Completeness:** The bar will show your progress as you complete your Profile. The hints (in the yellow box) under the bar will provide ways you can increase your profile completeness.

ACTIVITY TAB:



- **Your Posts/Replies:**

1. Click on the **“Posts/Replies”** button to view all your posts or replies. From here, you can manage/edit your posts the same way as you would in your group.

- **Recent Activity:**

1. View the **“Recent Activity”** stream to view your login/logout activity by date. You can also view and click any submitted assignments or quizzes here

PROGRESS TAB:

The screenshot displays the 'Progress' tab for a student named Trey Armstrong. At the top, there is a navigation bar with icons for home, calendar, messages, and a search bar. The student's profile information is shown, including a 61% profile completeness bar and a note about sharing a parent code. Below this, there are tabs for 'About', 'Activity', and 'Progress'. The 'Progress' section is divided into four subject groups: P1- Language Arts, P2- Social Studies, P3- Math, and P4- Earth Science. Each group has a 'Grades' and 'Badges' section. The P1- Language Arts group is highlighted with a red box, showing 92% for Grades and 0 for Badges. A red arrow points from this box to a text box that reads: 'The teacher and student can view student grades and also see awarded badges for that particular group'.

Subject Group	Grades	Badges
P1- Language Arts	92%	0
P2- Social Studies	0%	0
P3- Math	0%	0
P4- Earth Science	0%	0

- **Your Progress:**

1. View your **overall grade** and **total badges** for each **group**.
2. Click on the **group** to view your **detailed progress** for this group.